

1.0 Introduction

The Gwynedd and Anglesey Public Services Board (PSB) held a consultation on its Draft Well-being Plan (2023-2028) to ascertain whether people believe that its plans would help to improve things for people and their communities. It also wanted to know whether people have any other ideas on how they can work together in the interests of our communities.

The consultation was open between 12 December 2022 and 6 March 2023.

It was possible to respond to the questionnaire on the consultation websites of Cyngor Gwynedd and Isle of Anglesey County Council. It was promoted with a 'pop-up' on Cyngor Gwynedd's website as people visited the website. Paper copies were also available in every library in Gwynedd and Anglesey and in Siop Gwynedd and Cyswllt Môn. A press release was issued to promote the consultation and e-mails were sent to all Gwynedd and Anglesey councillors. The consultation was also promoted on the Board's social media accounts. The questionnaire was also sent to the Cyngor Gwynedd residents' panel to seek their opinion.

499 responses were received to the questionnaire. 395 (79.2%) responded publicly on the internet, 102 (20.4%) from the Cyngor Gwynedd Residents' Panel, and 2 (0.4%) responded in the form of a paper copy.

As part of consulting on the plan, focus groups were held with key groups in the community. These included events with the Anglesey Older People Council, Grŵp Llandrillo Menai Pwllheli, Grŵp Llandrillo Menai Llangefni and the Gisda LGBTQ+ Club.

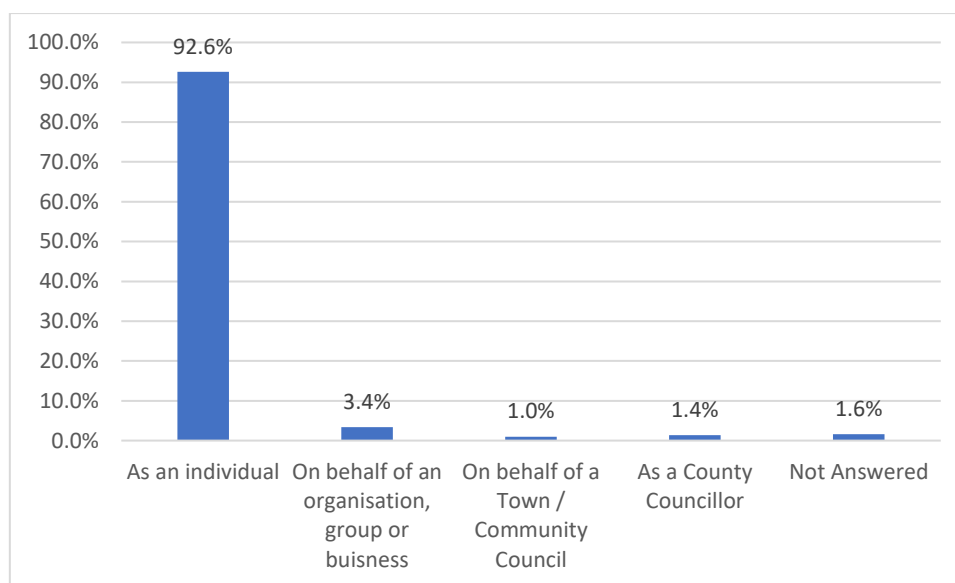
2.0 About You

Question 1: Are you responding to this consultation...

See from the following table (Table 1) that the majority of the questionnaire respondents answered as individuals (92.6%, N=462). We received a response from 12 (3.6%) organisations, groups or businesses, 5 (1.5%) county councillors and 3 (0.9%) Town or Community Councils.

Table 1 - Number and percentage of the respondents who responded to the consultation as individuals, County Councillors, on behalf of an organisation, group or business, or on behalf of a Town/Community Council and the number who chose not to answer the question.

	Number	Percentage
As an individual	462	92.6
As a County Councillor	7	1.4
On behalf of an organisation, group or business	17	3.4
On behalf of a Town/Community council	5	1.0
No response	8	1.6
Total	499	100.0



Graph 1 - Percentage of the respondents who responded to the consultation as individuals, County Councillors, on behalf of an organisation, group or business, or on behalf of a Town/Community Council and the number who chose not to answer the question.

Question 2: In which well-being area do you live?

Note that the majority of respondents live in Gwynedd (67.1%, N=335), with nearly a quarter (23.8%, N=119) living in Anglesey. Every well-being area was represented, albeit the numbers were very small in some, as seen from the following table.

Table 2 - Number and percentage of respondents living in each authority.

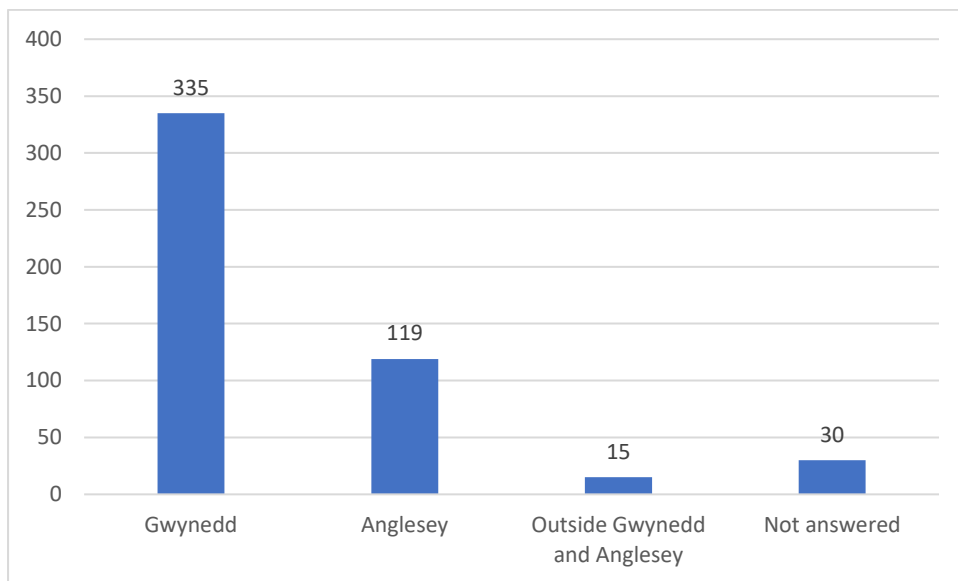
Authority	Number	Percentage
Anglesey	119	23.8
Gwynedd	335	67.1
Outside Gwynedd and Anglesey	15	3.0
No response	30	6.0
Total	499	100.0

Table 3 - Number and percentage of respondents living in each Well-being Area.

Well-being Area	Number	Percentage
Aethwy and Seiriol	15	3.0
Bro Aberffraw and Bro Rhosyr	14	2.8
Caergybi and Ynys Cybi	47	9.4
Canolbarth Môn and Llifon	24	4.8
Lligwy and Twrcelyn	14	2.8
Talybolion	5	1.0
Bangor	69	13.8
Caernarfon	85	17.0
Dolgellau	50	10.0
Ffestiniog	17	3.4
Llŷn	45	9.0
Penllyn	9	1.8
Porthmadog	34	6.8
Tywyn	26	5.2
Outside Gwynedd and Anglesey	15	3.0
Not answered	30	6.0
Total	499	100.0

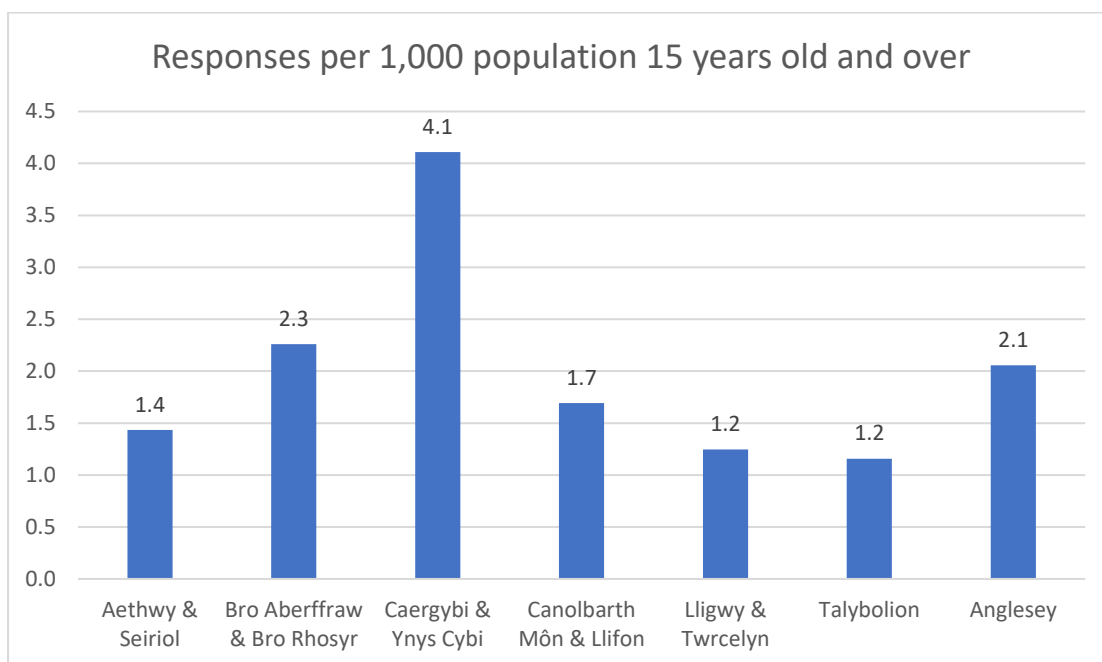
Report – Summary of Responses to Consultation Questionnaire on the Well-being Plan

March 2023

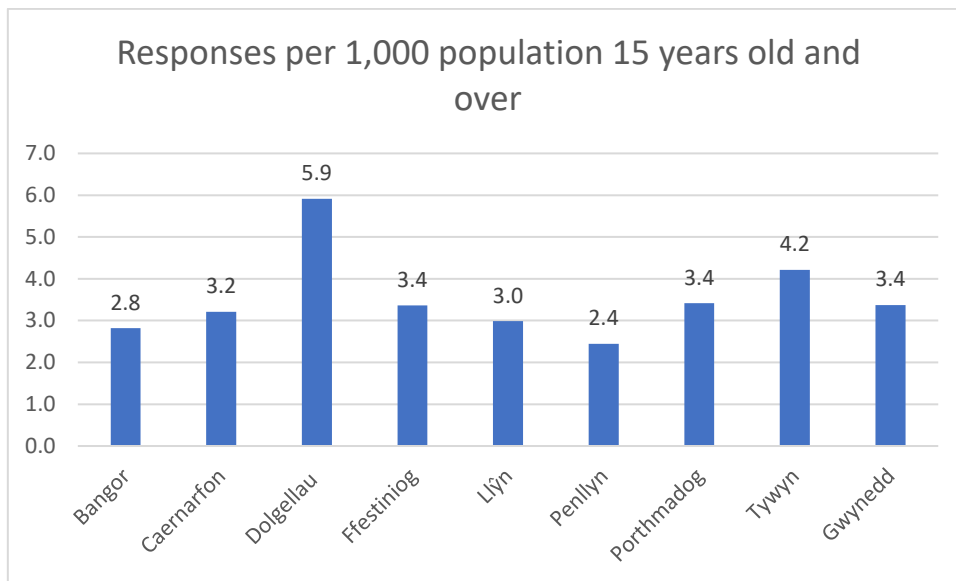


Graph 2 - Number of respondents living in each authority.

It may be better to look at the number who have responded per 1,000 of the population (2021 Census figures) in each area. Per 1,000 of the population, Caergybi and Ynys Cybi area is the highest in Anglesey and the Dolgellau area in Gwynedd.



Graph 3 - Number of responses per 1,000 of the population aged 15 and over in Anglesey according to Well-being area.



Graph 4 - Number of responses per 1,000 of the population aged 15 and over in Gwynedd according to Well-being Area.

3.0 Well-being Objectives

Using the evidence in the Well-being Assessments, the Public Services Board has identified three draft Well-being Objectives:

- We want to work together to mitigate the effect of poverty on the well-being of our communities
- We want to work together to prioritise the well-being and achievement of our children and young people.
- We want to work together to support our communities to move towards Zero Net Carbon.

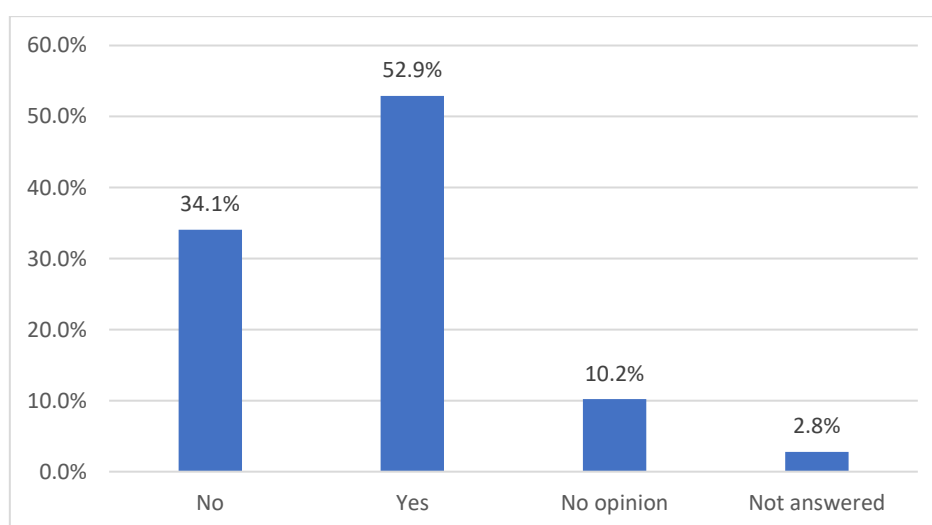
The Welsh language will be a golden thread running throughout the plan.

Question 3.1: Considering Well-being Objective 1 "We want to work together to mitigate the effect of poverty on the well-being of our communities" in your opinion, is this ambition and what we can do to achieve the objective achievable over the next five years?

Over half of the respondents (52.9%, N=264) thought that well-being objective 1 was achievable. Just over a third of the respondents (34.1%, N=170) disagreed and 13.0% (N=65) of the respondents had no opinion or did not answer.

Table 4 - Number and percentage of responses to whether the ambition and what can be done to achieve the objective is achievable over the next five years considering Well-being Objective 1.

	Number	Percentage
Yes	264	52.9
No	170	34.1
No opinion	51	10.2
No response	14	2.8
Total	499	100.0



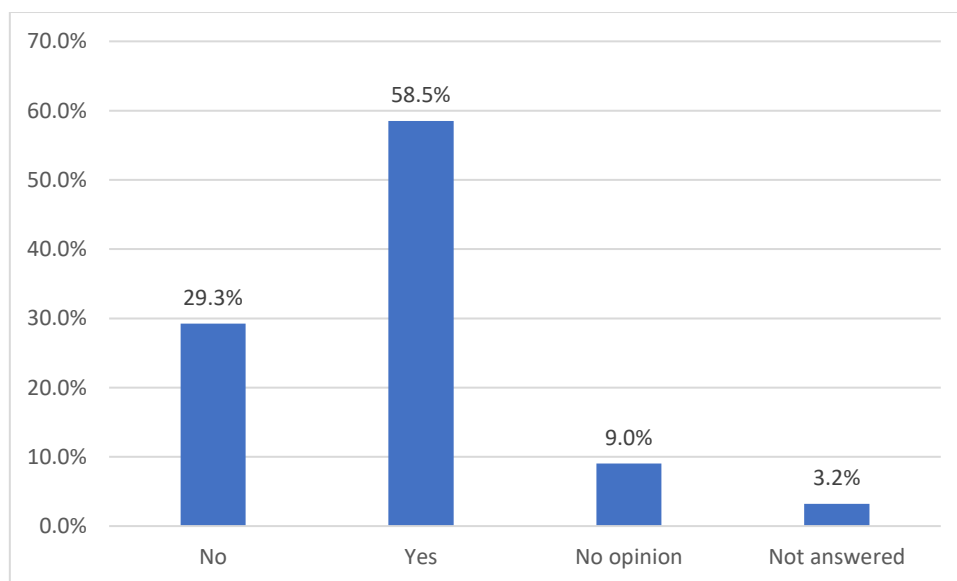
Graph 5 - Percentage of responses if the ambition and what can be done to achieve the objective is achievable over the next five years considering Well-being Objective 1.

Question 3.2: Considering Well-being Objective 2 "We want to work together to prioritise the well-being and achievement of our children and young people" in your opinion, is this ambition and what we can do to achieve the objective achievable over the next five years?

Just over half of the respondents (58.5%, N=292) thought that well-being objective 2 was achievable, with just under a third (29.3%, N=146) disagreeing and 12.2% (N=61) of the respondents either had no opinion or did not answer.

Table 5 - Number and percentage of responses whether the ambition and what can be done to achieve the objective over the next five years is achievable considering Well-being Objective 2.

	Number	Percentage
Yes	292	58.5
No	146	29.3
No opinion	45	9.0
No response	16	3.2
Total	499	100.0



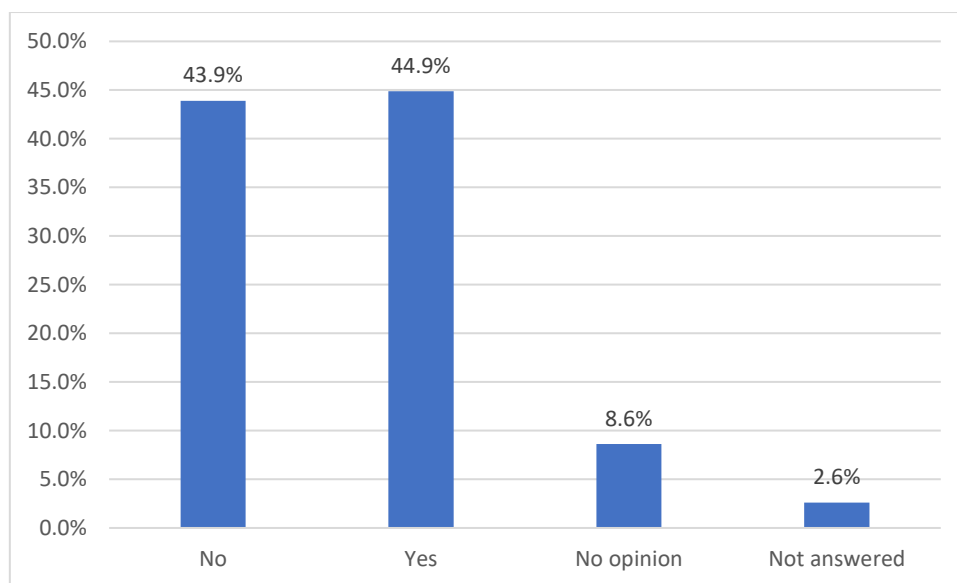
Graph 6 - Percentage of responses whether the ambition and what can be done to achieve the objective is achievable over the next five years considering Well-being Objective 2.

Question 3.3: Considering Well-being Objective 3 "We want to work together to support our communities to move towards Zero Net Carbon" in your opinion, is this ambition and what we can do to achieve the objective achievable over the next five years?

There was very little difference between those who thought that objective 3 was achievable or not. Nearly half the respondents (44.9%, N=224) were of the opinion that it was achievable with nearly all of the remaining half (43.9%, N=219) disagreeing. 11.2% (N=56) of the respondents either did not have an opinion or did not answer the question.

Table 6 - Number and percentage of responses whether the ambition and what can be done to achieve the objective over the next five years is achievable considering Well-being Objective 3.

	Number	Percentage
Yes	224	44.9
No	219	43.9
No opinion	43	8.6
No response	13	2.6
Total	499	100.0



Graph 7 - Percentage of responses whether the ambition and what can be done to achieve the objective is achievable over the next five years considering Well-being Objective 3.

Question 3.3.1: Please detail any additional information to support your responses.

253 respondents included additional information. The table below notes some of the main themes arising from those comments. Note that the majority of the comments relating to protecting the natural environment were made by people referring to the Penrhos Coastal Park in Anglesey.

Note that only main themes with 10 or more responses have been included in the Tables in the following pages.

Table 7 - The key themes noted as a response to the opportunity to note any additional information to support the responses to Question 3.

Theme
Need an emphasis on protecting our natural environment and wildlife which improve people's well-being
Ambitious, difficult to realise in the current situation (e.g. is there a budget available)
Difficult to reach these targets in a rural area where there are no facilities or work
Need more advice on the climate crisis (netzero carbon) before acting
Things such as climate / net zero should be left to the National Governments
The plan cannot succeed with the Cost-of-Living situation
Commend / agree with the objectives
Need more information to give an opinion / be able to measure
Investment is needed to reach the objectives
Work and high value jobs should be the priority
Net Zero plans will make some residents poorer
Need more focus on children and young people
Need investment in renewable energy
Need firm actions, not words
Need actions to deal with existing poverty

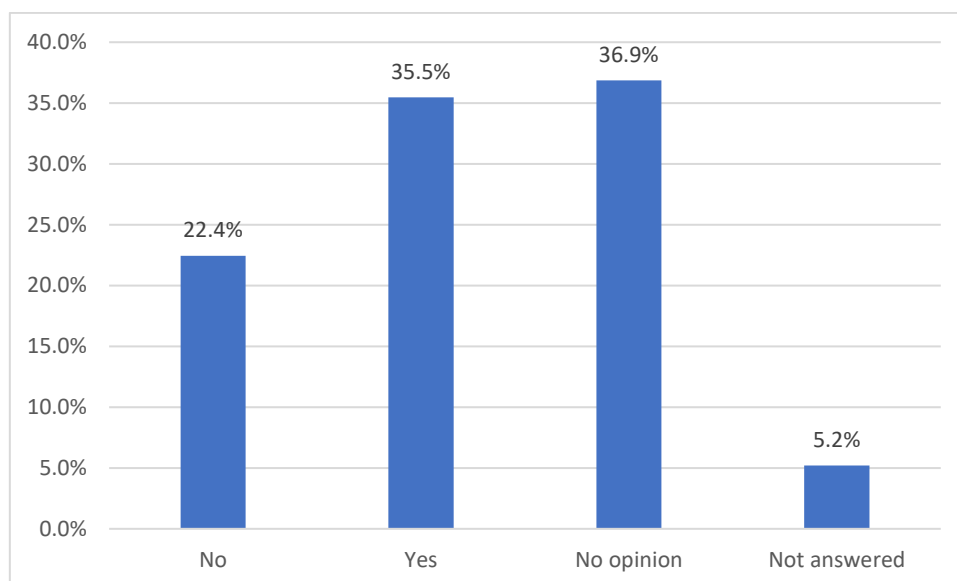
4.0 Key Messages of the Well-being Assessments

Question 4: Considering Attachment 1 from the draft Well-being plan 'Main messages from the Well-being Assessment completed in 2022' in your opinion are there any missed well-being objectives that need to be considered?

Nearly a third of the respondents (35.5%, N=177) thought that well-being objectives had been missed and needed to be considered. Nearly a quarter (22.4%, N=112) thought that there were no well-being objectives missing, while the majority of the respondents (36.9%, N=184) had no opinion.

Table 8 - Number and percentage of responses if any well-being objectives have been missed that need to be considered.

	Number	Percentage
Yes	177	35.5
No	112	22.4
No opinion	184	36.9
No response	26	5.2
Total	499	100.0



Graph 8 - Percentage of responses whether any well-being objectives have been missed that need to be considered.

Question 4.1: Please detail any additional information to support your responses

151 of the respondents included additional information. The table below notes the main themes arising from their responses. There were a number of comments relating to protecting local green / nature areas (some relating to specific sites particularly the Penrhos coastal site). Otherwise, the main themes related to health, climate change / the local environment, and improving employment and income in the area.

Table 9 - The key themes noted as a response to the opportunity to note any additional information to support the responses to Question 4.

Theme
Protect green areas, nature for well-being, woodlands, access to nature
Health - mental health, obesity, provision for all, social services / preventative, health education
Need to address climate change and protect the local environment
Improve jobs / income / salaries / support for businesses in the area
Need to include the whole community and age groups when creating the Plan and in the plans
Sustainable and reliable public transport / parking problems / active travel
Doubts whether the Plan will deliver / need more detail / need to think on a smaller scale

5.0 Themes arising from the focus groups

Do you agree with the proposed objectives?

Overall the focus groups agreed with the objectives noting that they concentrate on problems that exist in everyone's lives. There were some concerns about the detail of the plans at the moment and the need for specific measures to ensure the objectives are monitored. It was also noted that objectives should not be independent of each other but rather they should influence each other. There was some vagueness about the Welsh language as a golden thread that runs through the plan with some suggesting that the Welsh language should be a standalone objective.

What's missing?

This is a list of what the focus groups believed was missing.

- Strategy for older people and the need to be an age-friendly community
- Improvements to mental health services
- Tackle loneliness especially in rural communities
- Homelessness
- Working with families
- Prioritise local producers and farmers
- Concentrate on affordable housing
- Specific focus on climate
- Training for public bodies on sensitive matters
- Need to help those who are in work but experiencing financial difficulties
- Support for communities to help themselves overcome poverty
- Tackle the second homes / holiday homes problem
- Facilitate and encourage people to buy electric cars
- Opportunities for work experience are scarce
- Plans for the future of our schools
- Need much more emphasis on creating jobs to keep young people in their communities

There was also a comment that young people were not represented on the Board.

Are these achievable?

There were some doubts that the objectives were slightly too ambitious within a five-year period but there was also a consensus that if everyone collaborated effectively then it would be possible. It was also noted that there was a need to be clear on how the Board could be held to account for their actions and as noted already, clear measures were needed to measure success including the soft elements.

Are they ambitious enough?

In terms of being ambitious enough, the majority of the focus group agreed that they were ambitious enough considering the current financial climate. There were a few comments that it could be more ambitious by including some of the matters that were considered missing as noted above.

6.0 Collaboration

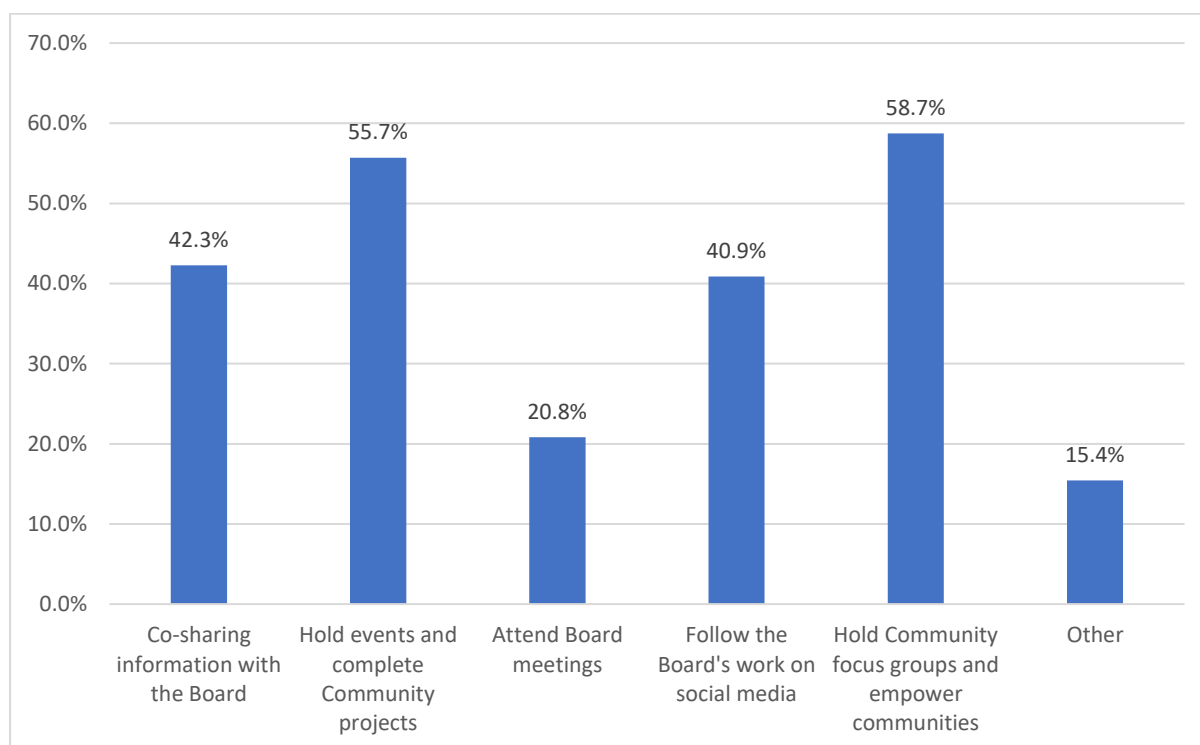
Question 5: We want everyone to be part of the work of developing the Plan in future, how do you think you and your communities could help us to deliver the three Well-being Objectives over the next five years?

This was a multiple-choice question therefore it was possible to choose more than one option here. It is seen that the two most popular options were the options that involved the community namely "hold Community focus groups and empower communities" (58.7%, N=293), and "hold events and deliver Community projects" (55.7%, N=278). 42.3% (N=211) wanted to "joint share information with the Board", 40.9% (N=2014) wanted to "follow the board's work on social media", and 20.8% (N=104) wanted "to attend the Board meetings".

Table 10 - Number and percentage of responses on how the respondents and their communities can help to achieve the three Well-being Objectives over the next five years*

	Number	Percentage
Share information with the Board	211	42.3
Hold events and deliver community projects	278	55.7
Attend Board meetings	104	20.8
Follow the board's work on social media	204	40.9
Hold community focus groups and empower communities	293	58.7
Other	77	15.4

*It was possible for the respondents to select more than one option.



Graph 9 - Percentage of responses regarding how the respondents and their communities could help to achieve the three Well-being Objectives over the next five years*

15.4% (N=77) noted that they would be able to achieve the three well-being objectives in another way. These other ways included some of the themes noted in the table below.

Table 11 - Number and percentage of the key themes noted as a response to the opportunity to note any additional information after selecting 'Other' in response to Question 5.

Theme	Number	Percentage
Ensure that the community has a voice - and include everyone	29	40.8
Hold the Board to account / Challenge that the plan is being completed	13	18.3
No point - never listen	8	11.3
Ensure that local businesses have an input	8	11.3

7.0 Further Observations

Question 6: Please note below any further comments you may have about the Gwynedd and Anglesey Draft Well-being Plan 2023-28.

138 of the respondents had additional comments to make. The main themes raised are noted in the table below. Note that the majority of the comments relating to protecting the natural environment were made by people who are referring to the Penrhos Coastal Park in Anglesey.

Table 12 - Number and percentage of the key themes noted as a response to the opportunity to note any additional comments.

Theme	Number	Percentage
Need an emphasis on protecting our natural environment / green sites and nature	39	28.3
Need to involve communities in decision making	19	13.8
It should be ensured that it is implemented	18	13.0
Need to ensure equal opportunities for all	10	7.2
Need much more details in the plan	10	7.2

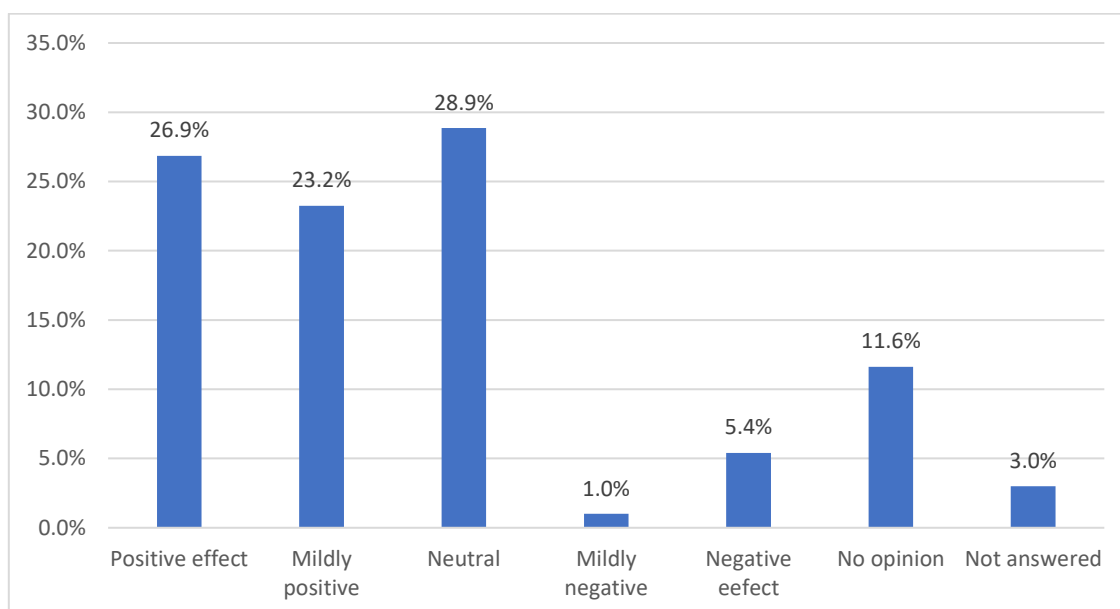
8.0 Impact on the Welsh language

Question 7: What do you think will be the impact of this work on the Welsh language, the opportunities to use it and its status within the community?

Half the respondents (50.1%, N=250) thought that the plan would have a positive impact on the Welsh language, 28.9% (N=144) thought that it would have a neutral impact and 6.4% (N=32) thought that it would have a negative impact. 14.6% (N=73) did not have an opinion on the impact of the plan on the Welsh language.

Table 13 - Number and percentage of responses regarding the impact of this work on the Welsh language, the opportunities to use it and its status within the community.

	Number	Percentage
Positive impact	134	26.9
Some positive impact	116	23.2
Neutral	144	28.9
Some negative impact	5	1.0
Significantly negative impact	27	5.4
No opinion	58	11.6
No response	15	3.0
Total	499	100.0



Graph 10 - Percentage of responses regarding the impact of this work on the Welsh language, the opportunities to use it and its status within the community.

Report – Summary of Responses to Consultation Questionnaire on the Well-being Plan

March 2023

Question: Any comments to explain your opinion?

122 of the respondents had further comments to make. The main themes raised can be seen in the following table.

Table 14 - Number and percentage of the key themes noted as a response to the opportunity to note any additional comments to explain their opinion.

Theme	Number	Percentage
Opportunities for individuals to learn Welsh and be part of a bilingual community	33	27.0
Celebrate the language and support communities to use the language	26	21.3
Why do you need to emphasise the Welsh language - more unnecessary cost	23	18.9
More work opportunities in the area to keep our young people in their communities	20	16.4
The fact that the Language is considered throughout the plan	16	13.1
Keep individuals/families in their Welsh communities with affordable housing	11	9.0
Difficult to say without seeing the action plan	10	8.2

Question : In your opinion, are there any opportunities to modify what is being proposed in order to have a more positive effect on the Welsh language and its use, or to remove any negative effects?

96 of the respondents answered this question. The table below notes the main themes arising from those responses.

Table 15 - Number and percentage of the main themes noted as a response to the opportunity to note any opportunities to modify what is being proposed in order to have a more positive effect on the Welsh language and its use, or to remove any negative effects.

Theme	Number	Percentage
Provide Welsh lessons / encourage non-Welsh speakers to speak Welsh	33	34.4
A festival for the Welsh language to promote Welsh culture	19	19.8
Do not force Welsh upon everyone	14	14.6
Communicate bilingually	11	11.5